

Thermax

Products for a Healthier Indoor Environment



1.6oz: Mulberry, Eucalyptus/Menthol, China Rose, Italian Cream Cake, Cinnamon/Spice, Vanilla, Lemon, Lavender & Citronella.

To Re-Order fragrances, filters or register your warranty contact us at:

Thermax World Headquarters
3315 East Texas St
Bossier City, LA 71111

888-764-3700

thermaxaf.com

Thermax®

UV Light 4 Stage Air Purifier & Air Freshener



Model 8510

**THANK YOU FOR CHOOSING OUR PRODUCT
PLEASE READ BEFORE USE**

IMPORTANT SAFETY INSTRUCTIONS

PLEASE READ THESE SAFETY INSTRUCTIONS BEFORE USING THIS PRODUCT. KEEP THEM AVAILABLE FOR FUTURE REFERENCE.

1. Do not use the unit in temperature exceeding 158 degrees Fahrenheit or 70 degree Celsius.
2. This unit works on 12 Volts D C. Applying a higher voltage may cause a fire hazard or electric shock.
3. Always place the unit on a dry level surface when not to use nylon case.
4. The unit is intended for use in a single room or vehicle.
5. To reduce the risk of electric shock, do not expose the unit or flexible cord to moisture in any way.
6. Turn the unit off to avoid electric shock before cleaning or opening to replace filters.
7. Do not attempt to disassemble the unit other than to replace filters.
8. For best results and optimum Ionization, do not place the unit on a metal surface.
9. Do not allow children to use it as a toy.
10. Do not operate if the unit is damaged in any way.
11. Do not insert metallic items of any type into this unit.
12. Do not wet or soak the unit. Turn Unit "Off" & unplug the cord from the unit before Cleaning. Use only a slightly damp cloth & allow to dry before using again.
13. Do not use in places where flammable or explosive materials are stored.
14. Do not let unit sit in direct high sunlight or near high temperature objects.

WARRANTY & SERVICE

WE GUARANTEE THE UNIT TO BE FREE FROM DEFECTS IN MATERIAL OR WORKMANSHIP FOR A PERIOD OF ONE (1) YEAR FROM THE DATE OF PURCHASE.

Operating this unit with an adapter other than the one supplied or any attempts made to service or modify the unit, will VOID THE WARRANTY.

For your convenience, please record the complete model number and the date of purchase below, and attach your receipt as proof of purchase.

Attach your purchase receipt here

Go to thermaxaf.com or mail in a copy of this completed form to register your warranty. In order to properly activate your warranty do this w/ in 30 days of your purchase.

Serial No.: _____

Date of Purchase: _____

First and Last Name: _____

Address: _____

City, St & Zip: _____

Telephone: _____

Email Address: _____

Where did you purchase this from: _____


MAINTENANCE INSTRUCTIONS

CLEANING AND STORAGE


1. Turn the unit OFF and unplug it before cleaning.
2. Use only a water dampened, soft cloth to clean the unit.
3. Never use solvents or other chemicals.
4. Store the unit in a cool, dry place when it is not in use.

REPLACING THE FILTERS

1. Remove and replace the HEPA filter, activated carbon filter at least every 6 months, and photo-catalyst filter at least every 12 months.
2. The life of the filters is affected by the amount of use and the concentration of pollutants in the air.
3. When replacing filters, please follow these instructions:



Loosen the screw



Open the upper cover



Replace the filters


ADDING THE THERMAX FRAGRANCE OILS (OPTIONAL)

(See back of manual for list of other fragrances and re-order info)

1. Refill / Replace the fragrance pad at least every 45 days.
2. Keep the fragrance pad away from children. NOT TO BE EATEN!
3. Please replace the fragrance as shown in following instructions:



Press the fragrance cover in and let it pop out again.

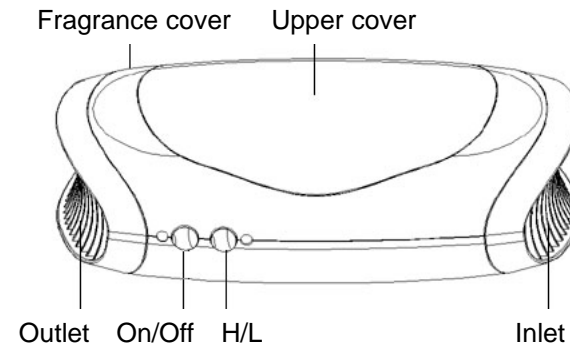


Turn the container over and slide the cover off.

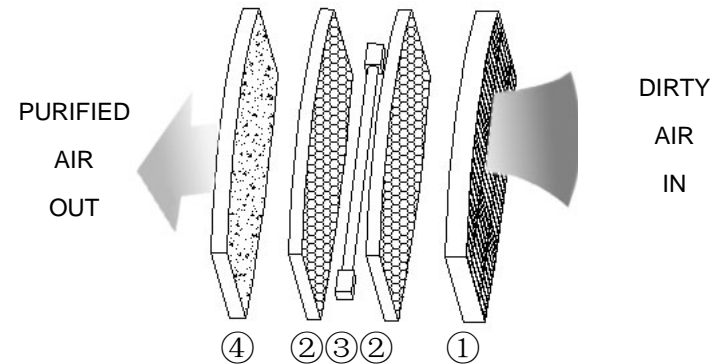


Add the Essential oil(s) of your choice to cotton pad.

NAME OF PARTS



AIR CLEANING PROCEDURE




Our **unique two-fan system** uses the fan on the right side to draw air in from the room, to purify it as described below:

- ① **HEPA Filter** removes particles and contamination.
- ② **Photo - Catalyst Filters** work with UV Light to break down and destroy poisonous fume, VOCs, odors, germs, viruses, bacteria, mildew and fungus.
- ③ **Ultraviolet Light**
- ④ **Activated Carbon Filter** eliminates unpleasant smell.

Finally, the fan on the left side draws the purified air through the ionizing area and releases pure, ionized air back into the room.

OPERATING INSTRUCTIONS



IMPORTANT...

DO NOT OPERATE THE UNIT WITHOUT FILTERS AND UV LIGHT INSTALLED.

1. One HEPA TYPE filter, one activated carbon filter, Ultraviolet light and two photo - catalyst filters are pre-installed. There is nothing further to install in order to start using the unit.
2. To use the built in Aromatherapy function, press the cover in to release the tray, then remove the plastic cover and add the essential oil of your choice to the cotton pad. Replace the cover and tray into the unit.
To remove or replace the tray simply, "push in".
3. Plug the adapter into the proper power source.
4. Press the ON/OFF button to turn the unit ON and the LED on the left side will glow Red. Press the ON/OFF button again to turn the unit OFF and the LED light will also turn OFF. The Ionizer and UV light will always be on when the power for the unit is turned ON.
5. Press the H/L button to adjust the airflow to HIGH = (Red indicator) or LOW = (Green indicator)

PLEASE NOTE:

- For quick air cleaning, set the speed control to HIGH setting. After about 30 minutes, set the speed control to the LOW speed setting.
- To maintain fresh air at all times, set the speed control to LOW speed setting. The unit uses very little electricity.
- For evening quiet use, set the speed control to the LOW speed setting.

MAIN FEATURES

Combining the advanced technologies of UV light, multi-layer filters, and negative ion generation...

The **Thermax model 8510** reduces the air pollution caused by dust, germs, bacteria, harmful gases, smoke, odors and vehicle exhaust.

Detailed features

1. **The HEPA filter:** Traps particles as small as 0.3 microns (allergens, pollen, dust, smoke, pet dander, etc.)
2. **Activated carbon filter:** Absorbs smoke and odors.
3. **UV light and photo-catalyst filter:**
 - Breaks down poisonous fumes and VOC's, i.e. formaldehyde, ammonia.
 - Kills germs, viruses and bacteria.
 - Kills mold, mildew and fungus spores.
 - Eliminates the smell of smoke, and other annoying odors.
4. **Negative Ions:** Are added to the air, after filtration, to help freshen and "revitalize". *Negative Ions have been said to improve people's pulmonary and heart muscle functions.* (This is not a proven study though.)
5. **Aromatherapy:** Add the essential oil of your choice to aromatize the air.

(See back of manual for list of other fragrances and re-order info)

TECHNICAL SPECIFICATIONS

1. **Rated Voltage:** 12 Volts DC
2. **Rated Power:** 8 Watts (on high setting)
3. **Negative Ion:** Greater than 3,000,000 ions per cubic centimeter
4. **Airflow:** 30 Cubic Meters / hour - 18 Cubic feet / minute (High)
15 Cubic Meters / hour - 9 Cubic feet / minute (Low)
5. **UV Light:** Wavelength: 365 nanometers
Lamp life: Approx. 20,000 hours
6. **Weight:** 3.3 Pounds (with adapter)/1.5kgs
7. **Dimensions:** 8.27" W x 4.72"D x 2.95"H or (210 x 120 x 75 mm)
8. **Coverage Area:** Approx. 170 Sq. Feet (room size = 12' x 15')
15 sq. Meter (room size= 3m x 5m)